


Make your own playdough



twinkl.co.uk


You Will Need:

- 2 cups plain flour
- 1 cup salt
- 2 cups water
- 2 tbsp oil
- 4 tsp cream of tartar
- Food colouring




twinkl.co.uk

1. Mix ingredients together in a bowl.



twinkl.co.uk



2. Now cook the mixture on a hob in a saucepan or pop the bowl into a microwave to cook for 5 minutes.

twinkl.co.uk

3. Leave to cool and it is now ready to be played with!

