

3-5 Years

Home Learning Pack

On safari


Objectives

- To listen to a story, joining in with familiar parts
- To learn the names of some African animals

Resources

- *The Ugly Five* by Julia Donaldson and Axel Scheffler
- *Resource Sheet 1.1, 1.2, 1.3: African animals* (cut out and hidden in advance of the activity)
- *Resource Sheet 2: Spotter's guide*
- *Resource Sheet 3: Animal names*

On safari



Outcomes

- Know the names of some common African animals
- Use phonics knowledge to write the names of some animals

Introduction

Show your child the front cover of *The Ugly Five*. Discuss the following questions:

- Do you know the names of any of these animals on the front cover?
- What does ugly mean? Is it a nice word to use? How might these animals feel if you said they were ugly?

Open the story on the first page, which shows lots of different African animals in the savannah. Which of these animals can your child name? Encourage them to point at the animals they know and say their names. As you read the story, encourage your child to join in with the repeating words “We’re the ugly...” Ask if they can work out what the next number will be.

When you have finished reading the story, ask whether your child likes the ending? Discuss why the babies say that they are “The Lovely Five”? How might this make the animals feel?

Main task

Introduce your child to the idea that they are going to be on safari, trying to spot different animals. Look together at the pages at the end of the book. Can they name any of the animals shown here? The “Big Five” are the most commonly known, but they may also know some from the other sections.

Explain that some of the animals from the book are hidden around the room (you will have hidden the cut out animals from *Resource Sheet 1.1, 1.2, 1.3: African animals* beforehand). Encourage your child to look around to find an animal, then they should tick off the animal they have found on *Resource Sheet 2: Spotter’s guide*. If they can, your child should try to write the animal name underneath the pictures, using their phonics knowledge to help them.



Extension

Challenge your child to pick one of the animals hidden around the room and describe it to you, without saying what the animal is called. The pictures on *Resource Sheet 3: Animal names* will help them to remember the animal’s features and names. Can you guess the animal from the clues they give you?

On safari

Resource Sheet 1.1: African animals

Cut out these pictures of African animals from the story and hide them around the setting for use with *Resource Sheet 2: Spotter's guide*.



On safari

Resource Sheet 1.2: African animals

Cut out these pictures of African animals from the story and hide them around the setting for use with *Resource Sheet 2: Spotter's guide*.



On safari

Resource Sheet 1.3: African animals

Cut out these pictures of African animals from the story and hide them around the setting for use with *Resource Sheet 2: Spotter's guide*.



On Safari

Resource Sheet 2: Spotter's guide

Go on a safari trip and see what animals you can spot. Tick off each animal on your list when you find them and try to write their names underneath the pictures.



On Safari

Resource Sheet 3: Animal names

These animal pictures include names. Use them to help children label their animals on *Resource Sheet 2: Spotter's guide*. You could also cut them out and play 'On Safari' matching games, such as 'pairs'.



Porcupine



Spotted Hyena



Marabou stork



Lappet-faced vulture



Warthog




Buffalo



Leopard



Wildebeest



Meerkat

On safari

Curriculum links

Early Years Communication and language

- Children listen to stories, accurately anticipating key events and respond to what they hear with relevant comments, questions or actions.

Early Years Personal, social and emotional development

- Children work as part of a group or class, and understand and follow the rules.

Early Years Understanding the world

- They make observations of animals.

Early Years Literacy

- Children use their phonic knowledge to write words in ways which match their spoken sounds.
- They also write some irregular common words.

Early Years Understanding the world

- Children talk about events in the past and present in their own life.
- Children know about similarities and differences in relation to places.
- Children talk about how environments might vary from one another.