

Transition Tasks – Miss Davison has been AWESOME and has planned some fantastic transition tasks for her class. She has very kindly said that you guys can have a go at them too! I have made them more specific to our class and I absolutely know you will have lots of fun doing them.

A-Z of Buzzard Class:

Write out the alphabet from A-Z. Can you think of something that you did or learnt this school year for each letter? You can also include your time during lockdown as LOTS of learning has taken place over these months!! You might have more than one for some letters.

I've started my own:

A – Anderson Shelters are still used today! (as my uncle's shed)


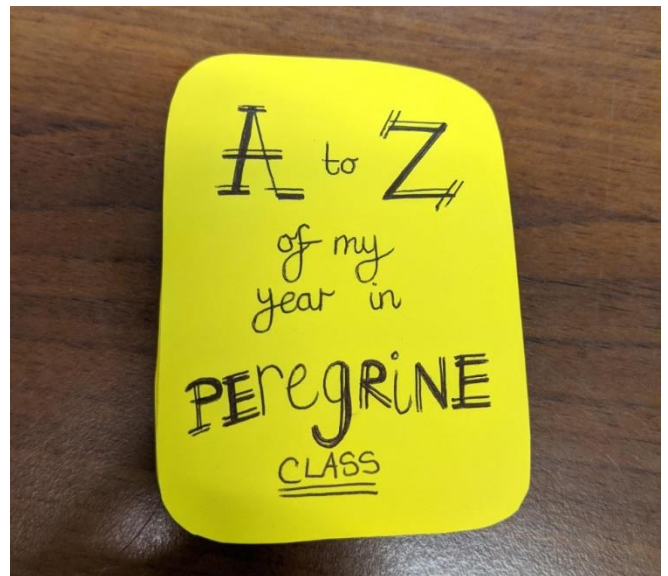
B – Bees are SO friendly! We have lots in our garden

C – Coffee machine noises scare Frankie.



Once you have finished your list, you could make a little zig-zag memory book of your time this year.

Here's a quick example that Miss Davison made for her class! You could use lovely colours or collage or pictures!



'Looking Forward to Next Year' Silly Sunglasses




For some of you, next year is the start of a new chapter in high school. For most of you it is the start of your final year in primary school! This might feel a little bit scary but it's also something really exciting to look forward to!

For this task I'd like you to think about:

- How you're feeling about moving into your next chapter
- What things you're looking forward to
- What you are hoping to learn next year
- What kind of person you want to be next year
- What goals you have for next year; what do you want to get better at or improve?

Now, can you make yourself an enormous, funky pair of sunglasses and collage them with all of your thoughts and ideas about next year? Make them huge and bold! You could wear them to the transition Zoom meetings on Thursday if you like!

Here are a pair that Miss Davison made as an example. She used thick cardboard from an old cardboard box and decorated it with coloured paper and pens.




Worry Butterflies

Some of you might be feeling a bit nervous about moving to a new year after the summer holidays. Normally you would have spent some time thinking about this transition, but unfortunately we haven't been able to do that this year. You might have that feeling of butterflies in your tummy. That's completely normal!

This task is all about writing down your worries about next year to get them off your chest. It might help you to share your worries with an adult too.

Take a square piece of paper. Write down anything that you're are feeling a bit nervous about.

Now follow these instructions to turn your piece of paper into a butterfly. You could keep it or you could fly your butterfly into the land of the bin and throw your worries away!



Thank you Cards

Can you design and make a 'Thank You Teacher' card for your parents or whoever has been supporting you during this strange time? After all, they have been your teacher for a whole term!

I doubt that any of your parents expected that they would become your teacher and they have all stepped up and done their best to help you. It's important to show gratitude and appreciate those people who help us and the parents in this class definitely deserve a huge huge thank you!

THANK YOU TEACHER



From your best PUPIL

We hope that you enjoy these activities! A BIG thank you to miss Davison for lots of lovely ideas!!

Miss Fray